

September 2023

ithoughtpms

SPHERE

✉ pms@ithought.co.in

🌐 www.ithought.co.in

☎ +91 95000 27285

WHAT DO INVESTORS REALLY WANT?

To participate in performing asset classes

To get their asset mix right

To measure investment performance easily

To achieve financial goals



THE POWER OF MULTI ASSET: ASYMMETRIC RETURN



More Stability & Less Volatility



More Returns With Less Risk



Diverse Investment Universe

ASSET ALLOCATION MAKES YOU RICH

2010	2011	2012	2013	2014	2015	2016	2017	2018	2019	2020	2021	2022
Gold 24.00	Gold 29.00	Mid-cap 38.52	International 45.70	Small-cap 62.90	Credit risk 10.00	G-sec 15.00	Small-cap 59.6	Gold 8.40	International 31.80	Small-cap 30.8	Small-cap 62.8	Gold 11.3
Large-cap 17.43	Real estate 17.72	Small-cap 36.45	Large-cap 9.00	Mid-cap 54.7	Corporate Bond 9.00	International 12.50	Mid-cap 48.1	G-sec 8.00	Gold 21.1	Gold 27.6	Mid-cap 39.2	Credit Risk 5.2
Small-cap 16.69	Credit Risk 8.00	Large-cap 25.70	Real Estate 7.5	Large-cap 29.9	Mid-cap 7.4	Corporate Bond 12.0	Large-cap 27.9	Large-cap 5.9	Large-cap 12.6	International 19.0	International 29.1	Large-cap 2.7
Mid-cap 16.15	Corporate Bond 8.00	Real Estate 17.07	Credit Risk 7.00	G-sec 17.00	G-sec 7.00	Credit Risk 12.0	International 12.3	Corporate Bond 5.0	G-sec 12.0	Mid-cap 18.8	Large-cap 22.0	Corporate Bond 2.7
International 12.78	T-Bill 4.61	International 13.40	Corporate Bond 6.00	Credit Risk 14.00	Small-cap 6.10	Gold 10.90	Credit Risk 8.00	Credit Risk 5.00	Corporate Bond 10.00	Large-cap 14.60	Credit Risk 8.60	T-Bill 2.50
Corporate Bond 7.00	G-sec 4.00	G-sec 13.00	T-Bill 5.50	International 13.60	T-Bill 5.40	Real Estate 9.60	Corporate Bond 7.00	Real Estate 4.80	Credit Risk 8.00	G-Sec 12.80	Corporate Bond 4.90	G-sec 2.30
Credit Risk 6.00	International 0.00	Gold 12.00	G-sec 2.00	Corporate Bond 13.00	Real Estate 4.50	Mid-cap 8.00	Real Estate 6.40	T-Bill 4.10	T-Bill 4.20	Corporate Bond 12.30	Real Estate 3.10	Real Estate 1.40
Real Estate 5.50	Large-cap -24.64	Credit Risk 11.00	Mid cap -5.70	Real Estate 11.90	International 4.20	T-Bill 4.7	Gold 6.00	International 2.40	Real Estate 4.20	Credit Risk 11.40	G-sec 2.20	Mid-cap -2.20
G-sec 4.00	Mid-cap -34.19	Corporate Bond 11.00	Small-cap -9.70	T-Bill 5.70	Large-cap -5.00	Large-cap 1.90	T-Bill 1.00	Mid-cap -13.40	Mid-cap -4.00	T-Bill 3.10	T-Bill 2.00	Small-cap -7.50
T-Bill 3.00	Small-cap -36.41	T-Bill 5.59	Gold -18.00	Gold 2.20	Gold -7.90	Small-cap 1.80	G-sec 2.00	Small-cap -23.5	Small-cap -9.00	Real Estate 1.20	Gold -2.70	International -10.00

Returns as of 23 December 2022; Source: LiveMint

WHY SPHERE?

- 1 Robust ithought research process
- 2 Efficient execution
- 3 Contrarian & value philosophy
- 4 Tailored to fit all

SPHERE IN ACTION

> 50

**INDUSTRY
INTERACTIONS**



> 60

**PRODUCTS
REVIEWED**

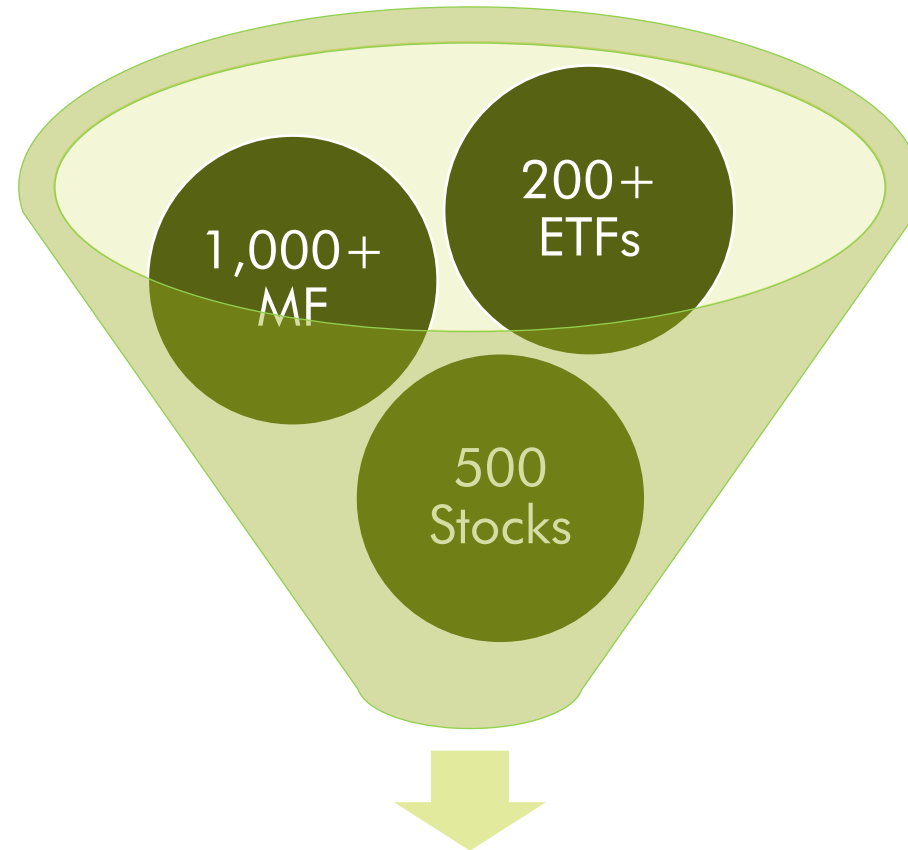


> 20

**HAND-PICKED
IDEAS**



FILTERING OUT THE FINEST FOR YOU

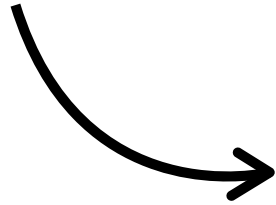


SPHERE: 30 Securities

BASKET APPROACH


THE EASY WAY:

Gold ETFs & MFs

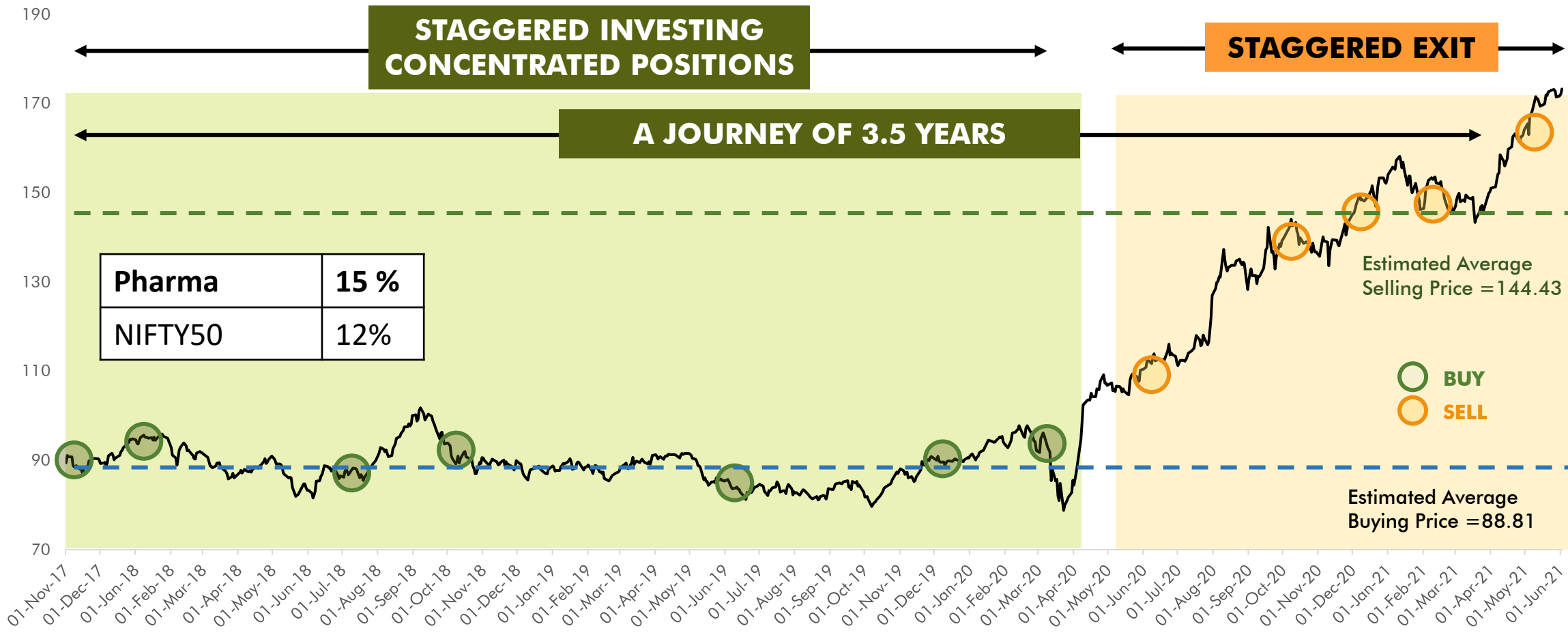


GOING THAT EXTRA MILE

Gold Mining Funds
Silver Funds & ETFs



CONTRARIAN: A WAY OF INVESTING



THE SPHERE PROMISE: EFFICIENCY & SCALABILITY



PROCESS DRIVEN

Gradual, Cost
Conscious, & Timely



EASY ON THE WALLET

Adding low-cost
ETFs & Stocks



ALL-IN-ONE

All your investments
in one place



VERSATILE

Designed to help
investors save
more

HOW DOES **SPHERE** STAND APART FROM THE CROWD?



ALLOCATION LIMITS

Minimum 3 assets to qualify for multi-asset

No minimum qualifications

Minimum 65% equity related assets for equity taxation

No cap on any asset




PERFORMANCE PRESSURE

Short-term performance pressure

No short-term performance pressure

Consensus investing

Contrarian Investing



PORTFOLIO CONSTRUCTION

No customisation

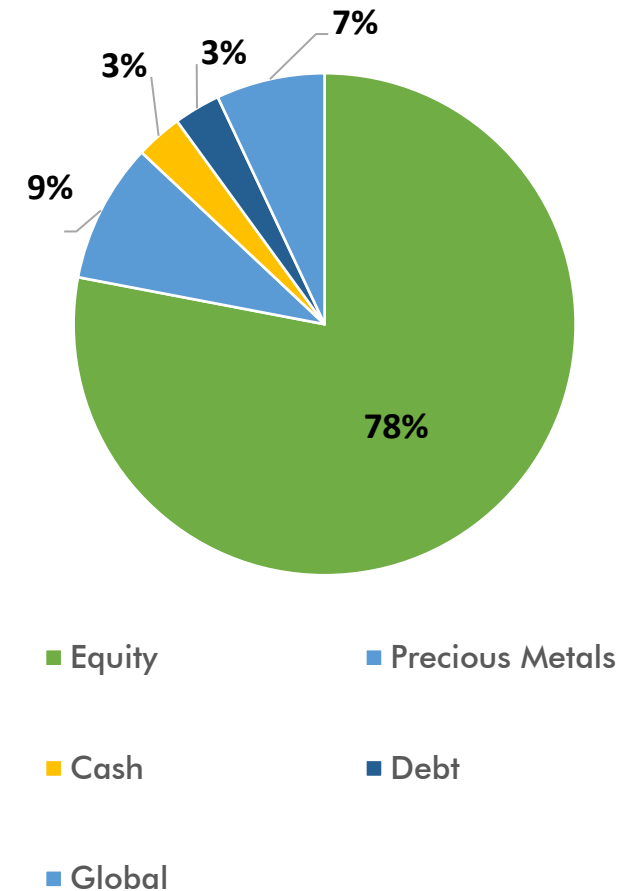
Portfolios are customised to reflect participation

SPHERE PERFORMANCE

Performance as on 30 September 2023

	1 month	3 months	6 months	1 Year	Since inception
SPHERE	0.47%	6.10%	17.55%	28.90%	17.85%
NSE Multi Asset Index 1	1.26%	3.66%	11.00%	11.03%	7.59%

- * The benchmark is NSE Multi Asset Index 1
- * Returns are post fees and expenses
- * Returns less than 1 year are absolute
- * Inception date: 16 December 2021
- * Cash levels in portfolio as on 30 September 2023 is 3%
- * Performance related information is not verified by SEBI

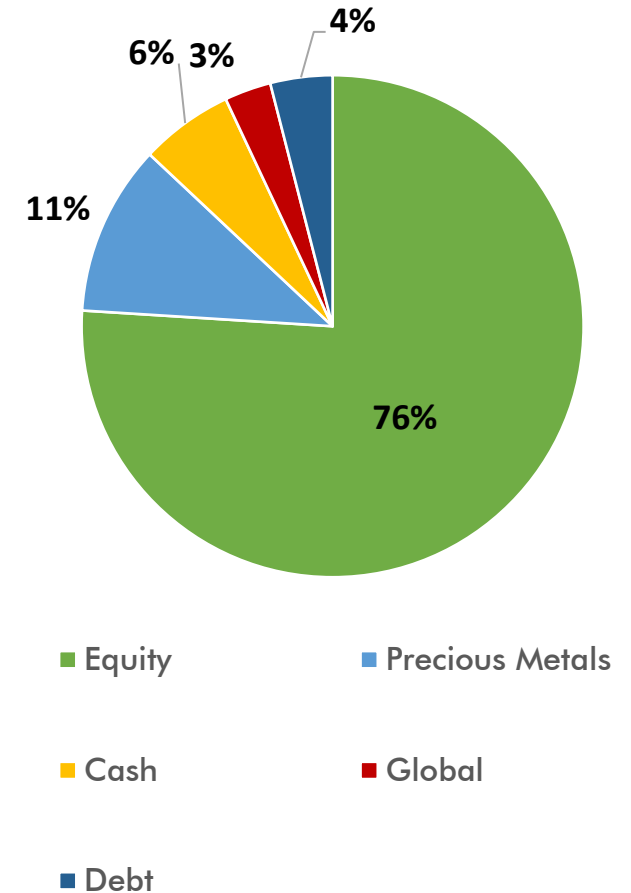


SPHERE NIO PERFORMANCE

Performance as on 30 September 2023

	1 month	3 months	6 months	Since inception
SPHERE NIO	0.77%	6.84%	17.94%	22.19%
NSE Multi Asset Index 1	1.26%	3.66%	11.00%	11.00%

- * The benchmark is NSE Multi Asset Index 1
- * Returns are post fees and expenses
- * Returns less than 1 year are absolute
- * Inception date: 16 December 2021
- * Cash levels in portfolio as on 30 September 2023 is 6%
- * Performance related information is not verified by SEBI



WHO DOES IT WORK FOR?



The Systematic Investor



The Dynamic Investor



The Goal Oriented Investor

HOW EVERY INVESTOR CAN WIN

- 1 Be patient with themes
- 2 Buy the right asset at the right time
- 3 Engage with opportunities
- 4 Consistent contribution
- 5 Align your investment to a target

Terms of Investment

KEY PORTFOLIO TERMS

Minimum Investment	₹ 50,00,000	
Benchmark	NSE Multi Asset Index 1	
Exit Terms	NIL	
Fee	Fixed fee of 1.5% p.a. of AUM computed on daily average portfolio value charged on a quarterly basis. All other expenses at Actuals. (Fees Excl. GST).	
Suitability	For investors with a moderate risk appetite and expectations over a minimum period of 5 to 7 years.	
Asset Allocation	Equity: 0-100% ETF: 0-100% Gold: 0-100%	Mutual Funds: 0-100% Global Funds: 0-100% Cash/Liquid bees/Liquid funds: 0-100%
Single Stock Exposure	Not to exceed 25% of the total NAV of the portfolio.	

SHYAM SEKHAR

CIO & Fund Manager



TRUEBLU



SPHERE

FUND MANAGEMENT

BALAJI G R

Head of Research
Co-Fund Manager (TRUBLU)

ROHIT BALAKRISHNAN

Co-Fund Manager (VRDDHI)

RAJAT SETIYA

Co-Fund Manager (VRDDHI)

NIRANJAN SRIDHAR

Head of Investment Strategy
(SPHERE)

RESEARCH

SENTHIL, CFA

Sr. Research Analyst

SANJAY, PGPM

Research Analyst

ATHREYA, CA

Research Analyst

YASH TANNA

Research Analyst

AISWRYA DAVE

Research Analyst

VAISHNAVI G

Data Analyst

STRATEGY

SAMYUKTHA V

Principal Fixed Income
Strategist

HARITHA, CA, CS

Investment Strategist

HARSHIL N

Investment Strategist

ROSHAN R

Investment Strategist

INVESTMENT MANAGEMENT

GAURAV, CA

Investment Manager - PMS

PRODUCT MANAGEMENT

GANESH, CMA

Product Manager - PMS



Fund Manager Profile


Mr. Shyam Sekhar has 3 decades of investing experience in franchise based high growth businesses. He follows a theme-based approach to investing. His past successes have been identifying emerging themes to the changing economic context, investing early and realising the full potential of the investment theme. His strengths include exposure to multiple industries as a research analyst, creating large sized portfolios and investing across market cycles.

SPHERE

Get in touch!

 pms@ithought.co.in

 www.ithought.co.in

 +91 95000 27285

Follow Us!

